



ADDITIONAL NOTES:

Contractor continued construction staking MCPH2 Seg2 , approximately 30% complete. Construction limit staking and construction staking conforming to Specification 01406 - Construction Staking. Locate and preservation of public monuments by Contractor in process.

Contractor substantially completed site clearing operations approximate Sta 720+00 to Sta. 867+98 east. Site clearing conforming with Specification 02230 - Site Clearing. Stump removal concurrent with pipe trench excavation and restoration.

Contractor continues utility locate and, as needed, coordination of utility relocate Sta. 720+75 China Hat Road, Sta. 753+50 Knott Road, and Sta. 790+75 Woodside Road. Communications between Contractor and public / private utilities in process. Avion Water and Roats Water utilities substantially complete with block valve installation at AID MCPH2 pipe crossings Knott Road and Woodside Road. Cascade Natural Gas high pressure gas lines west side of Knott Road and north side of China Hat Road potholed and located, no conflicts with MCPH2 pipeline.

Contractor has completed selective demolition of pedestrian bridges and irrigation turnout head gate structures approximate Sta 720+00 to Sta. 867+98 east. Selective demolition complete includes removal of bridge structure Sta. 864+60, Corral Road crossing MCPH2 pipeline. Utilities associated with the subject bridge crossing are protected-in-place. Selective demolition in general accordance with Specification 01732 - Selective Demolition.

Contractor has substantially completed construction of embankment fill MCPH2 Sta. 816+50 to Sta 823+50. Ref. Drawing Sheets 16 and 17 for layout. Ref. Drawing Sheet 27 for planned embankment fill sections. Ref. specification Section 02300 - Earthwork for key construction and embankment fill requirements. Embankment fill above the key constructed using 1.5-IN crushed aggregate placed in level, 1-foot lifts on terraced ground, densified with sheep-foot roller. Contractors QC density testing of embankment fill in accordance with specification Section 02300, Part 3.12 - Earth Fill / Embankment Fill. Contractor QC density test results complete, pending submittal.

Contractor continues pipe trench excavation for install 54-IN ID Profile Wall HDPE pipe and fabricated fittings. Trench excavation complete to approximate Sta. 852+75. Trench excavation in progress approximate Sta. 852+75 west. Excavation in sandy silt and broken rock. Trench excavation on line and grade as shown Drawing Sheet 19 of MCPH2, Segment 2 Drawings. Work in accordance with specification 02300 - Earthwork. Photo.

Contractor continues placement and grading pipe bedding material for installation 54-IN Profile Wall HDPE. Pipe bedding material placement and grading complete to approximate Sta. 852+75. Pipe bedding material placement, final grading, and compaction in progress approximate Sta. 852+75 west. Pipe bedding material; 3/4"-0 base course aggregate per approved Submittal 20 in accordance with specification 02300 - Earthwork. Contractor checking finish grade pipe bedding material using laser level take-off from constructions staking hubs. Densification of subgrade and pipe bedding material provided with medium weight vibratory plate.

Contractor continues installation 54-IN ID profile wall HDPE pipe by KraH USA. Material in conformance with specification 15068 and approved submittals. Electro-fusion of field joints by Contractor. Field electro-fusion of pipe joints with weld machines Serial No. 00667 and No. 00654. Field welded pipe joints subject to air pressure testing; 25 psig, 5 minutes, no pressure loss. Air testing of completed field joints in accordance with pipe manufacturers written instructions. Electro-fusion data and air pressure test data recorded and posted to the project record. Installation of 54-IN ID RSC400 pipe in progress approximate Sta. 854+00 heading west.

Conducted slope measurement installed 54-IN profile wall HDPE pipe using 4-ft smart level at pipe flow line. Slope -0.10% (East) measured on pipe interior flow line Sta. 857+50. QA pipe slope measurement in general accord with pipe profile Sheet 20, design slope = -0.109%. Photo. Slope -0.70% (East) measured on pipe interior flow line Sta. 854+75. QA pipe slope measurement in general accord with transition to design slope = -1.225% as shown pipe profile Sheet 19. Photo.

On-site discussions with field superintendant, Tanner;

- 1) Type A trench backfill, density 90% of MDD modified proctor, density testing of pipe zone and trench backfill material required first 200 feet, 500 feet, and 1,000 feet of pipe backfill.
- 2) Type B trench backfill at Corral Road crossing Sta. 864+50, density 95% of MDD modified proctor, density testing of pipe zone and trench backfill material required.
- 3) Contractor QC includes air pressure testing all field joints 25 psi, 5 minutes, no pressure loss accepted. Results of air pressure test of field joints to be recorded on the pipe joint in the field and on QC reporting form to be submitted.
- 4) Contractor QC includes pipe slope measurement on flow line of installed pipe. Mark measured slope on the pipe flow line, corrective action required any location with reverse pitch.
- 5) Do not traverse equipment, park vehicles, or stage equipment or materials outside the boundary of public access ways and the project construction limit.
- 6) Rough finish grade trench backfill material 3'-0" above pipe 14 ft width, match existing surface topography at the margins of the project construction limit, 2:1 maximum slope finish grade, do not remove soil from within the drip line of trees to remain.

**Action Items / Items for Further Discussion:**

- 1) Selective demo, protect-in-place weir boxes to remain, maintain access at vehicular bridge removed, salvage items where noted on Dwgs.
- 2) Utility locate, utility coordination, temp. traffic control plans, and permit acquisition where required by City of Bend / Deschutes County.
- 3) KraH pipe revised lay drawings and warranty document submittals required.

PHOTOGRAPHS:




AID MCPH2 - Sta 867+98 54-IN profile wall HDPE Type A trench backfill + rough finish grade 01-16-25



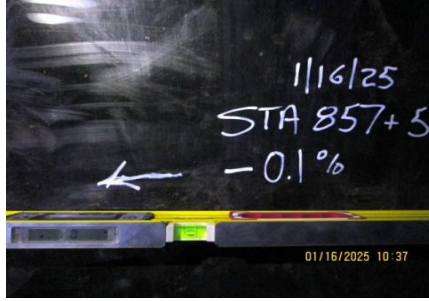
AID MCPH2 - Sta 859+75 54-IN profile wall HDPE Type A trench backfill + compaction 01-16-25



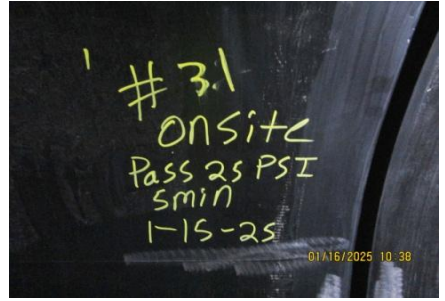
AID MCPH2 - Sta 859+50 54-IN profile wall HDPE pipe installed 01-16-25



AID MCPH2 - Sta 854+75 54-IN ID profile wall HDPE pipe QA slope measurement -0.7% slope 01-16-25



AID MCPH2 - Sta 857+50 54-IN ID profile wall HDPE pipe QA slope measurement -0.1% slope 01-16-25



AID MCPH2 - Sta 857+00 54-IN ID profile wall HDPE pipe field joint #31 air pressure test PASS 01-16-25



AID MCPH2 - Sta 854+00 54-IN profile wall HDPE pipe installed 01-16-25



AID MCPH2 - Sta 852+75 54-IN profile wall HDPE pipe trench excavation 01-16-25

PHOTOGRAPHS: