

ADDITIONAL NOTES:

Contractor has substantially completed selective demolition of pedestrian bridges and irrigation turnout head gate structures approx Sta 788+00 to Sta. 867+98. Selective demo ongoing as pipe trench excavation progresses westbound. Selective demolition completed to date includes removal of culvert structure undercrossing Woodside Rd Sta. 790+75, public roadway crossing MCPH2 pipeline. Public roadway closure signed and barricaded, detour routes signed per City of Bend roadway access permit. Placement and densification of Type B trench backfill Sta. 790+75 complete. Type B Trench backfill density test results Sta. 790+75 pending publication.

Contractor completed foundation slab for Intake Structure Sta. 718+00, template set 60-IN ID HDPE entrance pipe spool with seep ring, and is in process of erecting formwork for walls. Foundation slab dimensions as shown Dwg SD4, elevations as directed CO 01 - Intake Structure Location. Reinforcing steel for foundation slab per Drawing details SD1, SD2, SD3, and SD4. Reinforcing steel in accordance with approved Submittal 024.2 - Inlet Structure Rebar Dwgs R3. 60-IN ID HDPE entrance pipe spool per approved Submittal 16.1 - Krah HDPE Pipe Rev.2. Spool pipe template set at Intake Structure headwall as shown Drawings SD2 and SD4 (Photo).

Contractor continued pipe trench excavation for installation 54-IN ID Profile Wall HDPE pipe and fabricated fittings. Trench excavation in progress approx Sta. 788+00 westbound. Excavation in approx 1 foot sandy silt and gravel with broken rock, underlain by hard rock. Trench excavation on line and grade per Drawing Sheet 14 of MCPH2, Seg2 Drawings. Work in accordance with spec 02300 - Earthwork (Photo).

Contractor continues placement and grading pipe bedding material for installation 54-IN Profile Wall HDPE. Pipe bedding material placement, final grading, and compaction in progress approximate Sta. 788+00 westbound. Pipe bedding material; 3/4"-0 Aggregate On-site Processed per approved Submittal 25 in accordance with spec 02300 - Earthwork. Contractor finish grading pipe bedding material using laser level take-off from constructions staking hubs. Densification of pipe bedding material provided with medium weight vibratory plate (Photos).

Contractor continues installation 54-IN ID profile wall HDPE pipe by Krah USA. Pipe materials conforming with specification 15068 and approved submittal 16.1 - Krah HDPE Pipe Rev.2. Electro-fusion of field pipe joints with IntegriFuse Electrofusion Processor Serial No. 00653, 00657, 00665, and 00667. Field welded pipe joints subject to air pressure testing; 25 psig, 5 minutes, PASS criteria: no pressure loss. Air testing of completed field joints in accordance with pipe manufacturers written instructions. Electro-fusion data and air pressure test data recorded and posted to the project record. Installation of 54-IN ID RSC400 pipe in progress approximate Sta. 788+37 westbound.

CEG conducted QA pipe slope measurement interior to installed 54-IN profile wall HDPE pipe using 4-ft smart level at pipe flow line. Sta. 788+70 slope = -0.1% (easterly) as measured on pipe interior flow line. Sta. 790+50 slope = -0.1% (easterly) as measured on pipe interior flow line (Photos). QA pipe slope measurement in general accord with pipe profile Sheet 14, design slope = -0.089%. (Photos).

CEG conducted pipe ovality measurement installed 54-IN profile wall HDPE pipe using tape measured vertical and horizontal axis Sta. 790+50 at a location corresponding to Type B Trench backfill Woodside Rd crossing; vertical 54-1/4", horizontal 53-5/8" after backfill. Reference specification 02300 and 15068 for ovality criteria; 1% of pipe diameter = 1/2", ovality measurement Sta. 790+50 within allowable deflection limits, after backfill (Photo).

Contractor continued placement and densification of initial pipe zone backfill 54-IN ID profile wall HDPE pipe. Observed placement of purple tracer wire directly over the crown of installed pipe. Tracer wire product per approved Submittal 03 and spec 02300. Provisions made for tracer wire turnout to marking post in accordance with Drawing Dtl 1/D1 and 4/D2. Pipe zone material; 3/4"-0 aggregate processed on site from excavation spoils per approved Submittal 25. Pipe zone material placed in approximate 1 foot lifts and machine manipulated into intimate contact with the pipe in the pipe haunch zone. Compaction provided with excavator mounted sheeps foot roller. Placement and densification work in process Sta. 803+50 (Photo).

Contractor continued placement Type A trench backfill material over 54-IN ID profile wall HDPE pipe. Type A trench backfill substantially complete to approximate Sta. 803+50 westbound. Type A trench backfill material (final backfill) 3"-0 Type A Trench Backfill in accordance with specification 02300 - Earthwork, material processed on site. Densification of pipe trench final backfill provided with heavy track dozer. Noted installation detectable tape over pipe centerline approximately 24-inches above top crown. Detect tape in accordance with specification Section 23000 and approved Submittal 03.

Contractor placed Type B Trench backfill material at 54-IN ID profile wall HDPE pipe installed Sta. 790+75 at public roadway crossing (Woodside Road). Type B trench backfill material 3/4"-0 Base Course Aggregate per approved Submittal 020 - Aggregate Base 3/4"-0 State Spec in accordance with specification 02300 - Earthwork. Densification of pipe trench final backfill to 95% maximum dry density modified Proctor, AASHTO T-180. Type B trench backfill density test results Sta. 790+75 pending publication.

Contractor has initiated installation HAS turnouts MCHP2 Seg2 pipe, irrigation service assembly isolation butterfly valves, and irrigation service assemblies per Drawing details 3/D1, 5/D1, and 7/D1. HAS fittings materials and installation procedures conforming with specification 15068 and approved submittal 16.1 - Krah HDPE Pipe Rev.2. CEG provided QA visual assessment of 4-IN size HAS turnout installation Sta. 809+46 for 2-IN size irrigation service assembly 1-36152. No disqualifying factors noted in HAS turnout installation observed. Accepted field installed HAS turnout marked DP QA 03-12-25 (photos).

On-site discussions with field foreman, Craig and site superintendent Tanner;

- 1) Type B Trench backfill material bedding of existing utilities overcrossing MCHP2 Seg pipe Sta. 791+00.
- 2) Install MCHP2 Seg pipe with 24" width btwn pipe and trench sidewall to afford specified densification of pipe zone backfill material.

Action Items / Items for Further Discussion:

- 1) Selective demo, protect-in-place weir boxes to remain, maintain access at vehicular bridge removed, salvage items where noted on Dwgs.
- 2) Krah pipe revised lay drawings and pressure rating certification document submittals required.
- 3) Type B Trench backfill density testing results private access way and public roadway crossings MCHP2 Seg2 pipeline.

PHOTOGRAPHS:



AID MCPH2 - Sta 718+00 Intake Structure wall form erection 03-05-25



AID MCPH2 - Sta 788+00 54-IN ID profile wall HDPE pipe trench excavation and placement pipe bedding mtrl 03-12-25



AID MCPH2 - Sta 788+37 54-IN ID profile wall HDPE pipe install and field joint fusion 03-12-25



AID MCPH2 - Sta 791+00 54-IN ID profile wall HDPE pipe installed east of Woodside Road 03-12-25



AID MCPH2 - Sta 791+00 54-IN ID profile wall HDPE pipe undercrossing Roats Water and CEC 03-12-25



AID MCPH2 - Sta 791+5 54-IN ID profile wall HDPE x 36-IN CO Assly riser + Type B Trench backfill Woodside Rd 03-12-25



AID MCPH2 - Sta 803+50 54-IN ID profile wall HDPE pipe, initial backfill w toning wire + detect tape 03-05-25



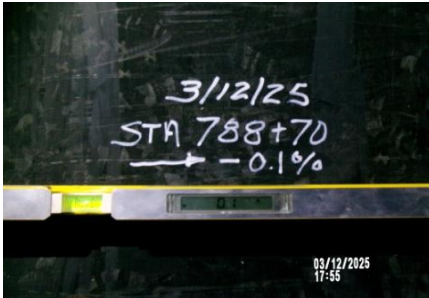
AID MCPH2 - Sta 809+46 4-IN HAS turnout to 1-36152, 2-IN Irrig Service Assly 03-05-25




AID MCPH2 - Sta 809+46 4-IN HAS turnout to 1-36152, 2-IN Irrig Service Assly, QA Vis 03-05-25




AID MCPH2 - Sta 788+37 54-IN ID profile wall HDPE fabricated fitting 31 degree bend 03-12-25



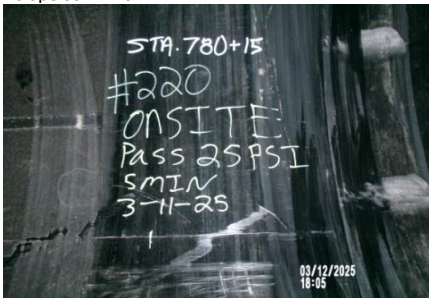
AID MCPH2 - Sta 788+70 54-IN ID profile wall HDPE pipe QA pipe slope measurement -0.1% slope 03-12-25



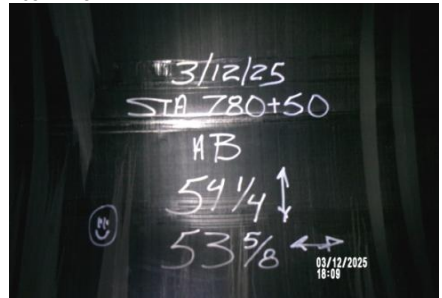
AID MCPH2 - Sta 789+35 54-IN ID profile wall HDPE pipe field joint #222 air pressure test PASS 03-12-25



AID MCPH2 - Sta 789+75 54-IN ID profile wall HDPE pipe field joint #221 air pressure test PASS 03-12-25

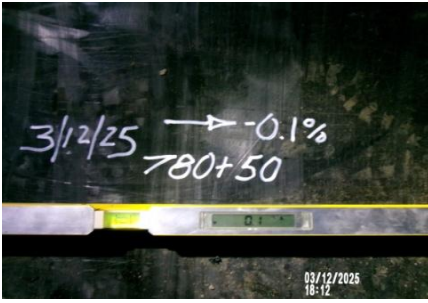


AID MCPH2 - Sta 790+15 54-IN ID profile wall HDPE pipe field joint #220 air pressure test PASS 03-12-25



AID MCPH2 - Sta 790+50 54-IN ID profile wall HDPE pipe QA ovality measurement after backfill 03-12-25

PHOTOGRAPHS:



AID MCPH2 - Sta 790+50 54-IN ID profile wall
HDPE pipe QA pipe slope measurement -0.1%
slope 03-12-25