

DAILY MONITORING REPORT



PROJECT NAME: Arnold Irrigation District - MCPH2 Seg2 YR 2024 / 2025	CONTRACT NO: AID MCPH2 Piping Project
LOCATION / STA.: AID MCPH2 Segment 2	ID NUMBER: AID - MCPH2 Seg2

CONTRACTOR OR SUBCONTRACTOR: K&E Excavating, Inc.

WEATHER						NUMBER OF PERSONELL AND MAJOR EQUIPMENT																										
CLEAR	FAIR	CLOUDY	SHOWER	RAIN	SNOW	SUPERVISORS	OPERATORS	TRUCK DRIVERS	LABORERS	CARPENTER	SURVEYOR	IRON WORKERS	CRUSHER	EXCAVATOR	EXCAVATOR W/ BREAKER	BACKHOE	DOZER	LOADER	SKID STEAR LOADER	BOBCAT GRADER	ROLLER COMPACTOR	CRANE	TRUCK (DUMP)	TRUCK (PAY HAULER)	TRUCK (PICK-UP)	TRUCK (WATER)	CONCRETE BOOM PUMP	BOOM LIFT	FUSION WELDER	PLATE COMPACTOR		
TEMP	TO 32	32 - 50	50-70	70-83	OVER 83																											
WIND	STILL	LOW	MEDIUM	HIGH																												
HUMIDITY	DRY	LOW	MEDIUM	HIGH																												
CONTRACTOR / SUBCONTRACTOR						HOURS																										
K&E Excavating, Inc						10	1	5	1	3	3	1			5	3									3	3	1			1		1
Vernum Crane						8		1															1									

LOCATION / STA.	AND / OR DESCRIPTION OF WORK	ESTIMATED QUANTITIES		
		ITEM NO.	TOTAL TO DATE	TOTAL %
Sta. 720+00	Temporary Facilities - Staging and Mtrl Processing Area	01500	-	-
Sta. 720+00 to Sta. 867+98	Site Clearing	02230	14798	99%
Sta. 765+51 to Sta. 867+98	Survey of public monuments, const. limits, const. staking	01406	10247	68%
Sta. 767+50 to Sta. 867+98	Selective Demolition bridges and turnout structures	01732	10048	67%
Sta. 767+50 to Sta. 867+98	Trench Excavation 54-IN pipe	02300	10048	67%
Sta. 769+25 to Sta. 867+98	Pipe Install and Field Joint Electrofusion 54-IN pipe	15068	9873	66%
Sta. 790+25 to Sta. 867+98	Installed Pipe Initial Backfill and Densification	02300	7773	52%
Sta. 809+46 to Sta. 867+98	Installed HAS Turnouts + Isolation GV's + Irrigation Service Assemblies	02300	5852	39%
Sta. 817+00	Intake Structure strip wall forms	33000	100%	100%
				-
				-
				-

NOTES: Arrived in work zone 04-01-25 approx. 2:15 PM, departed approx. 5:15 PM. Limited observations made 04-01-25.

MCPH2 Seg2 Contractor continued operations at temp staging and material processing area south of China Hat Rd, approx Sta. 720+00 east of canal alignment. Temporary facilities include temp construction access ways, sanitary facilities, construction zone signage, roadway signage, and LPS base station conforming with Specification 01500. Contractor receiving / stockpiling 3/4"-0 base course aggregate per Submittal 20. Contractor processing excavation spoils to produce aggregate base product conforming to spec 02300; 1"-0 Base Course Aggregate, and 3"-0 aggregate in accordance with specification 02300 part 2.3.C Class "A" Trench Backfill. Stored mtrl includes 54-IN profile wall HDPE pipe and fittings per Submittal 16.1 - Krah HDPE Pipe Rev.2. Other stored mtrl includes; meter boxes and lids per Submittal 06 + American Flow Control gate valves per Submittal 04 + 36-IN HDG Class B blind flanges for cleanout assemblies.

Contractor continued construction staking MCPH2 Seg2 , approximately 65% complete. Construction staking conforming to Specification 01406 - Construction Staking. Locate and preservation of public monuments by Contractor in process.

Contractor conducting utility locate and utility coordination Sta. 720+75 China Hat Rd and Sta. 753+50 Knott Rd. Communications between Contractor and public / private utilities ongoing. Deschutes County and City of Bend roadway permits MCPH2 pipe crossings posted. Knott Rd temporary closure 04-08-25 notifications issued. Woodside Rd temporary surfacing in place. Contractor has posted traffic control

PREPARED BY: David C. Prull - Clearwater Eng Grp	SHIFT: Day	S	M	T	✓	W	T	F	S	DATE: 4/1/2025
--	------------	---	---	---	---	---	---	---	---	----------------

USE BACK FOR ADDITIONAL NOTES - SEE BACK



ADDITIONAL NOTES:

Contractor has substantially completed selective demolition of pedestrian bridges and irrigation turnout head gate structures approx Sta 767+50 to Sta. 867+98. Selective demo ongoing as pipe trench excavation progresses westbound. Selective demolition completed to date includes removal of culvert structure undercrossing Woodside Rd Sta. 790+75, public roadway crossing MCPH2 pipeline. Public roadway open with temporary gravel surface restoration. Temp gravel surface signed per Deschutes County roadway access permit. Placement and densification of Type B trench backfill Sta. 790+75. Type B Trench backfill density test results Sta. 790+75 pending publication.

Contractor has completed foundation and wall construction Intake Structure Sta. 718+00, including 60-IN ID HDPE pipe entrance spool with seep ring. Foundation slab and wall dimensions as shown Dwg SD4, elevations as directed CO 01- Intake Structure Location. Reinforcing steel per Drawing details SD1, SD2, SD3, and SD4. Reinforcing steel in accordance with approved Submittal 024.2- Inlet Structure Rebar Dwgs R3. 60-IN ID HDPE entrance pipe spool per approved Submittal 16.1 - Krah HDPE Pipe Rev.2. Spool pipe template set at headwall as shown Drawings SD2 and SD4, invert elevation 3890.63. Concrete placed; Hooker Creek Mix 50SL428A at Intake Structure foundation and walls. Concrete in accordance with specification and approved Submittal 32 - Concrete Mix Design Alt 1 (4500 PSI). Contract work in progress this day includes wall form removal. No concrete placement defects observed. Cold weather concrete protection consisting of thermal blankets to be placed over walls until end 7-day cure period. (photos).

Contractor continued pipe trench excavation for installation 54-IN ID Profile Wall HDPE pipe and fabricated fittings. Trench excavation in progress approx Sta. 767+50 westbound. Excavation in approx 2.5 ft sandy silt and gravel with broken rock, underlain by hard rock. Trench excavation on line and grade per Drawing Sheet 12 of MCPH2, Seg2 Drawings. Work in accordance with spec 02300 - Earthwork (Photo).

Contractor continues placement and grading pipe bedding material for installation 54-IN Profile Wall HDPE. Pipe bedding material placement, final grading, and compaction in progress approximate Sta. 768+00 westbound. Pipe bedding material; 3/4"-0 Aggregate On-site Processed per approved Submittal 25 in accordance with spec 02300 - Earthwork. Contractor finish grading pipe bedding material using laser level take-off from constructions staking hubs. Densification of pipe bedding material provided with medium weight vibratory plate (Photos).

Contractor continues installation 54-IN ID profile wall HDPE pipe by Krah USA. Pipe materials conforming with spec 15068 and approved submittal 16.1 - Krah HDPE Pipe Rev.2. Electro-fusion of field pipe joints with Integrifuse Electrofusion Processor Serial No. 00653, 00657, 00665, and 00667. Field welded pipe joints subject to air pressure testing; 25 psig, 5 minutes, PASS criteria: no pressure loss. Air testing of completed field joints in accordance with pipe manufacturers written instructions. Electro-fusion data and air pressure test data recorded and posted to the project record. Installation of 54-IN ID RSC400 pipe in progress approximate Sta. 769+25 westbound.

CEG conducted QA pipe slope measurement interior to installed 54-IN profile wall HDPE pipe using 4-ft smart level at pipe flow line. Sta. 769+95 slope = -0.1% (easterly) as measured on pipe interior flow line. Sta. 770+90 slope = 0.0% (level) as measured on pipe interior flow line. QA pipe slope measurement in general accord with pipe profile Sheet 12, design slope = -0.110%. (Photos).

CEG conducted pipe ovality measurement installed 54-IN profile wall HDPE pipe using tape measured vertical and horizontal axis Sta. 770+90 before backfill ; vertical 53-7/8", horizontal 54-1/4" before backfill. Reference specification 02300 and 15068 for ovality criteria; 1% of pipe diameter = 1/2", ovality measurement Sta. 770+90 within allowable deflection limits, before backfill (Photo).

Contractor continued placement and densification of initial pipe zone backfill 54-IN ID profile wall HDPE pipe. Observed placement of purple tracer wire directly over the crown of installed pipe. Tracer wire product per approved Submittal 03 and spec 02300. Provisions made for tracer wire turnout to marking post in accordance with Drawing Dtl 1/D1 and 4/D2. Pipe zone material; 3/4"-0 aggregate processed on site from excavation spoils per approved Submittal 25. Pipe zone material placed in approximate 1 foot lifts and machine manipulated into intimate contact with the pipe in the pipe haunch zone. Compaction provided with excavator mounted sheeps foot roller. Placement and densification work in process approximate Sta. 790+25 (Photos).

Contractor has initiated installation HAS turnouts MCPH2 Seg2 pipe, irrigation service assembly isolation butterfly valves, and irrigation service assemblies per Drawing details 3/D1, 5/D1, and 7/D1. HAS fittings materials and installation procedures conforming with specification 15068 and approved submittal 16.1 - Krah HDPE Pipe Rev.2.

On-site discussions with field foreman, site superintendent Tanner;

- 1) Install MCPH2 Seg pipe with 24" width btwn pipe and trench sidewall to afford specified densification of pipe zone backfill material.
- 2) Remove trench ravel oversize from the pipe zone before placement pipe zone material.
- 3) Provide QC measure of pipe slope in the installed condition, 4-ft smart level measure at flow line, directly mark pipe with measured slope.
- 4) Keep pipe clean, remove dirt, rock, tape, and debris.

Action Items / Items for Further Discussion:

- 1) Selective demo, protect-in-place weir boxes to remain, maintain access at vehicular bridge removed, salvage items where noted on Dwgs.
- 2) Krah pipe pressure rating certification document submittals required.
- 3) Type B Trench backfill density testing results private access way and public roadway crossings MCPH2 Seg2 pipeline.

PHOTOGRAPHS:



AID MCPH2 Seg2 - Sta. 718+00 Intake Structure wall form removal (1) 04-01-25



AID MCPH2 Seg2 - Sta. 718+00 Intake Structure wall form removal (2) 04-01-25



AID MCPH2 Seg2 - Sta. 718+00 Intake Structure, wall form removal, 60-IN ID pipe inlet 04-01-25



AID MCPH2 Seg2 - Sta. 719+00 existing electrical utility postholed, preparation for installation temp power service Intake Structure 04-01-25



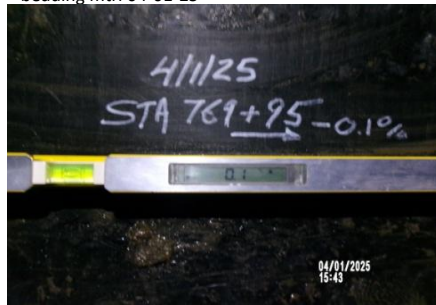
AID MCPH2 - Sta 767+50 54-IN ID profile wall HDPE pipe trench excavation and placement pipe bedding mtrl 04-01-25



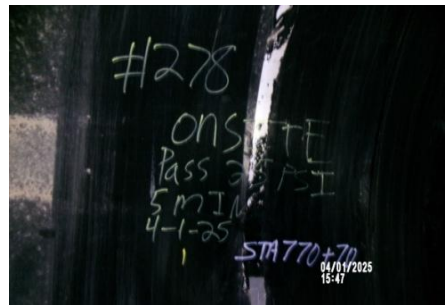
AID MCPH2 - Sta 768+00 54-IN ID profile wall HDPE pipe, placement pipe bedding mtrl 04-01-25




AID MCPH2 - Sta 769+25 54-IN ID profile wall HDPE pipe, installation and field joint fusion 04-01-25



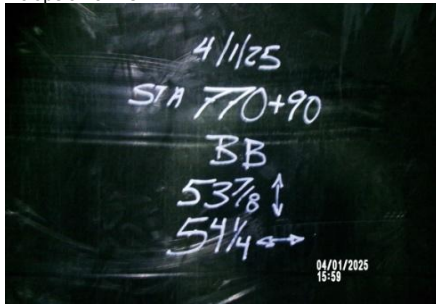
AID MCPH2 - Sta 769+95 54-IN ID profile wall HDPE pipe QA pipe slope measurement -0.1% slope 04-01-25



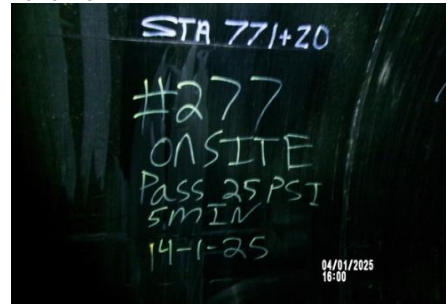
AID MCPH2 - Sta 770+70 54-IN ID profile wall HDPE pipe field joint #278 air pressure test PASS 04-01-25



AID MCPH2 - Sta 770+90 54-IN ID profile wall HDPE pipe QA pipe slope measurement 0.0% level 04-01-25



AID MCPH2 - Sta 770+90 54-IN ID profile wall HDPE pipe QA ovality measure before backfill 04-01-25



AID MCPH2 - Sta 771+20 54-IN ID profile wall HDPE pipe field joint #277 air pressure test PASS 04-01-25



AID MCPH2 - Sta 790+25 54-IN ID profile wall HDPE pipe placement and densification Type A trench backfill (1) 04-01-25



AID MCPH2 - Sta 790+25 54-IN ID profile wall HDPE pipe placement and densification Type A trench backfill (2) 04-01-25



AID MCPH2 - Sta 791+50 54-IN ID profile wall HDPE pipe, 0.75-IN - 0 Aggregate Type A trench backfill in pipe zone 04-01-25